



Tavistock & Portman NHS Foundation Trust Pan-London Family Drug & Alcohol Court Team – Quarterly Progress Report

Quarter 4: October, November, December 2023

Compiled by

Date 12/01/2024

██████████, Deputy Operational Manager, FDAC

██████████, Service Manager, FDAC

██████████, Clinical & Strategic Lead, FDAC

Contents

Contents.....	2
1. Introduction	3
2. Referrals.....	3
Current caseload.....	4
Intake & Outcomes – Q4.....	5
Waiting times	5
Intake	5
Q4 Outcomes	5
3. Demographics	6
Service user feedback	9
4. Operational Issues.....	9
5. Incidents.....	10
6. Developments	10
7. Current staffing	10

1. Introduction

This report will be looking at the performance and progress of the FDAC service for the fourth quarter of this year's contract: 1st October – 31st December 2023. The fourth quarter referral figures include all cases listed (or with pre-proceedings meeting) between 01.10.2023-31.12.2023.

* Please note that this report has been redacted, in accordance with the Freedom of Information Act 2000, to preserve confidential data. Staff details, case details, and low numbers (equal to or less than 5) have been masked as the symbol '≥5'. It is the NHS Digital standard not to provide data where the numbers are equal to or less than 5 as this may lead to identification of individuals. In some of the graphical illustrations, all numbers have been removed to avoid deduction of low numbers from the other detail. For further information about the redactions, please see the covering email message to the FOI applicant, which is filed with this redacted version.

2. Referrals

Table 1. Number of referrals by borough per quarter

* There are 11 cases rolled over from 2021-22 which are not included within the data tables.

2023	Total referred in Q1	Total referred in Q2	Total referred in Q3	Total referred in Q4	Allocation for the year	Allocation Remaining (to date 12.01.24)
AfC	0	≥5	≥5	≥5	10	≥5
Bromley	≥5	0	≥5	≥5	10	≥5
Camden	≥5	≥5	0	≥5	≥5	0
*Croydon	0	0	≥5	≥5	≥5	0
Lambeth	0	≥5	≥5	≥5	8	≥5
Southwark	≥5	0	≥5	0	≥5	0
Sutton	≥5	≥5	≥5	≥5	≥5	≥5
*Wandsworth	≥5	0	≥5	≥5	10	0
Totals	10	≥5	14	17	57	10

*Croydon spot purchased [redacted] cases off Wandsworth in Q4.

Table 2. Q4 referrals by type

Q4 2023	Pre-proceedings	Pre-birth	Proceedings	Total
AfC	≥5	0	0	≥5
Bromley	≥5	≥5	≥5	≥5

Camden	0	0	≥5	≥5
Croydon	0	0	≥5	≥5
Lambeth	0	0	≥5	≥5
Southwark	0	0	0	0
Sutton	≥5	0	≥5	≥5
Wandsworth	≥5	0	≥5	≥5
Total	7	1	10	17

Current caseload

Table 3. All open cases by borough at end of Q4.

2023	Number of open cases	Number of parents	Number of Children
AfC	12	19	19
Bromley	10	20	20
Camden	≥5	8	8
Croydon	≥5	8	7
Lambeth	6	10	7
Southwark	≥5	6	11
Sutton	8	13	22
Wandsworth	11	18	25
Total	60	102	119

Total cases in proceedings at end Q4 - n= 48

- West London court - 8
- Central family court - 22
- Croydon court - 18
 - Please note that ≥5 of these cases are no longer active within FDAC proceedings and are awaiting final hearing or have gone to a circuit Judge.

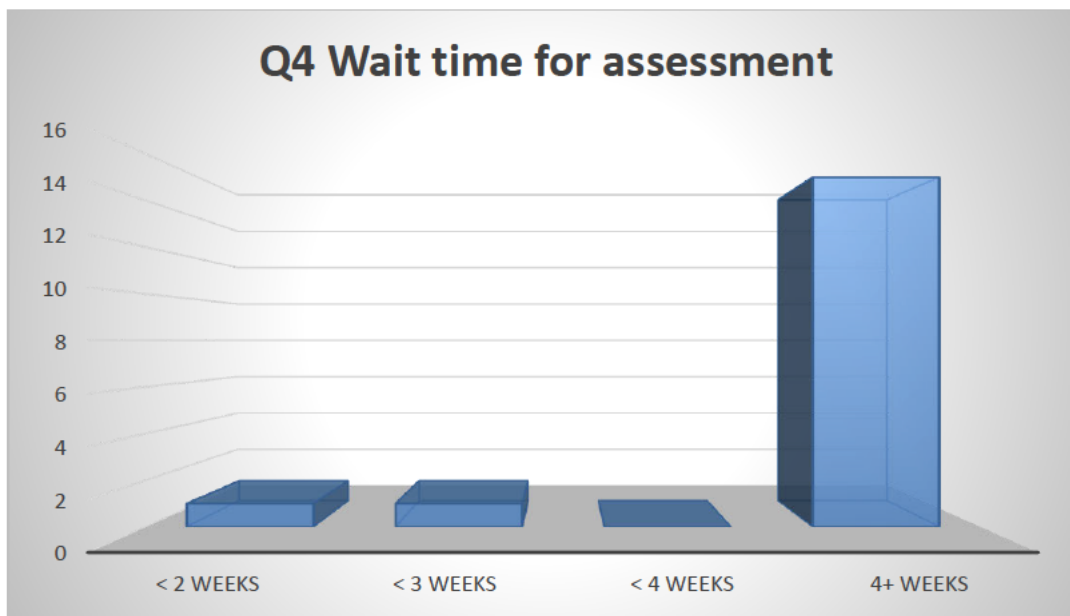
Total cases in pre-proceedings at end Q3 - n= 12

- West - ≥5
- Central - ≥5
- South - ≥5

Intake & Outcomes – Q4

Waiting times

Fig 1. shows the referral wait times in Q4 from start date to assessment date (start date = PLO meeting date/1st hearing date).



- Mean average wait time = 6 weeks.

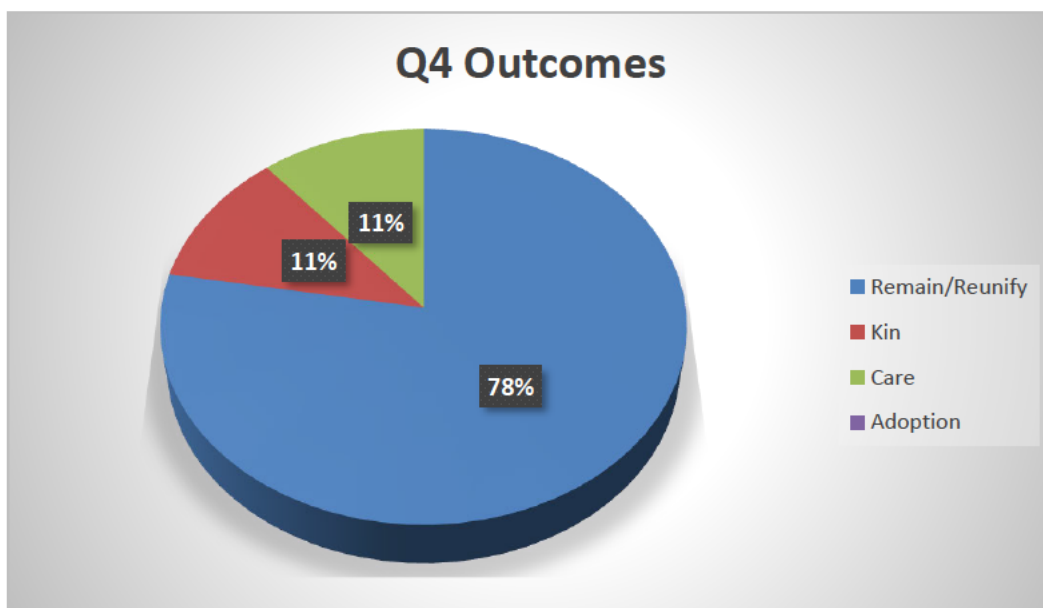
Intake

- Number of new cases opened = 17
- Number of new families assessed = 13
- [REDACTED]
- 10 of these assessments were from the previous quarter referrals.

Q4 Outcomes

- Number of cases discontinued prior to assessment (pre-signup) = 6
- Number of cases discontinued after assessment (pre-signup) = 0
- Number of cases closed = 9 (including ≥5 Q3 closure which was not counted in the Q3 report)
 - Remain/reunify: 7
 - Kin: ≥5
 - Care: ≥5

Fig 2. Case Closure Outcomes in Q4



- Percentage of proceedings cases (n=9) that ended in 26 weeks or under = 0%
- Average duration of FDAC proceedings is 45.2 weeks, range 36-52 weeks.
- Out of these 9 closed cases; █ cases started in pre-proceedings and then transferred into proceedings. The average amount of time in the initial pre-proceedings stage was 24 weeks.

3. Demographics

Fig 3. Distribution of ages of children referred in Q4.

The graph shows a higher proportion of older children referred.

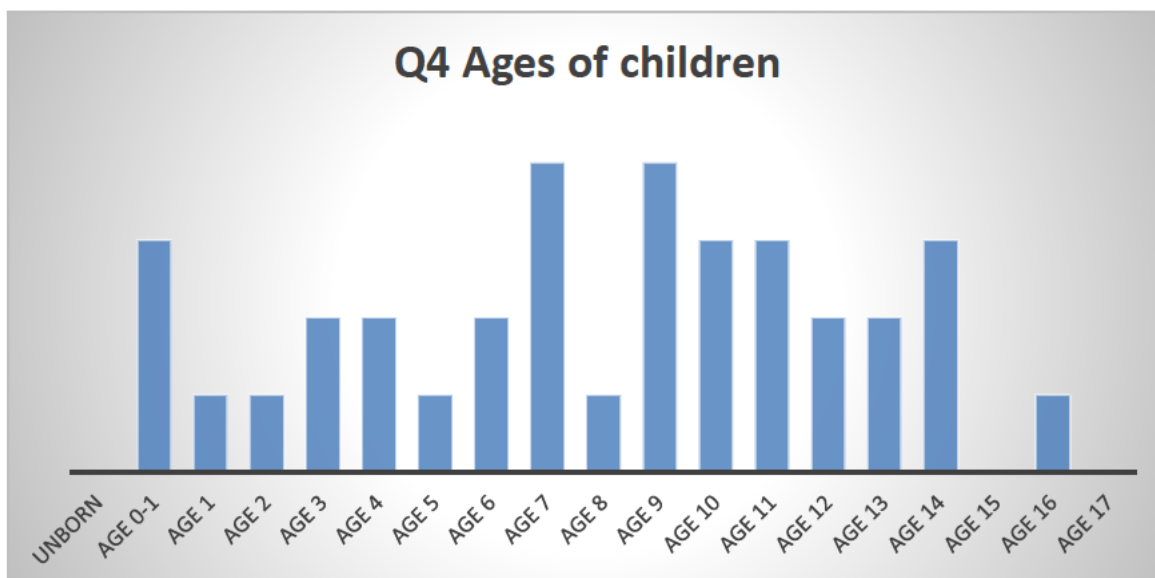


Fig 4. Distribution of ethnicity of children for Q4 referrals.

A high number of white British children referred this quarter.

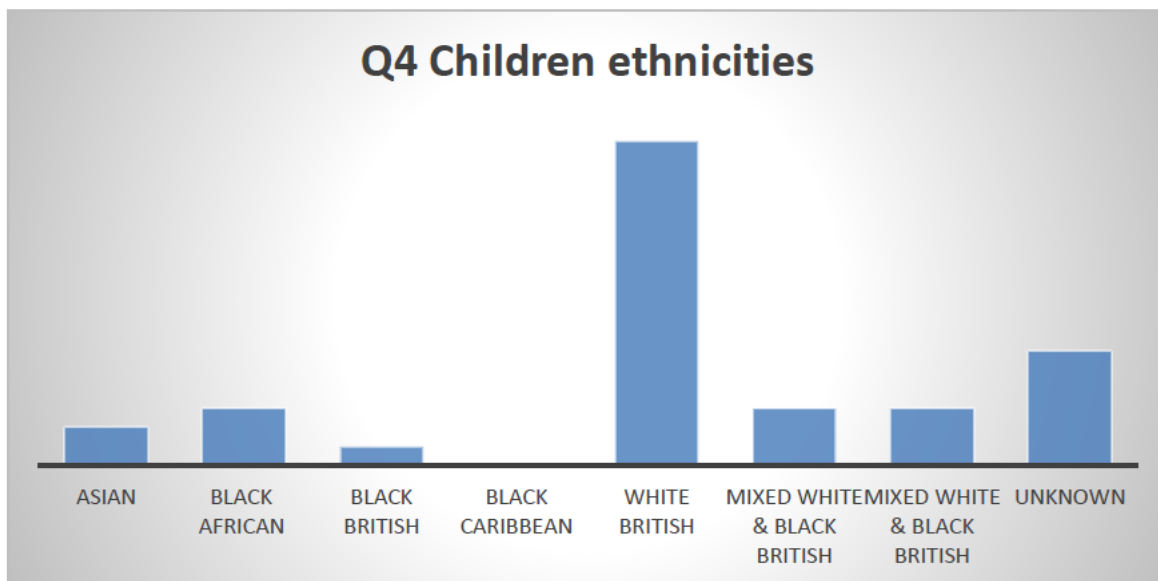


Fig 5. Relationship status of parents at the point of referral for Q4.

Figure 5 shows an even distribution of parents referred as couples, separated and single.

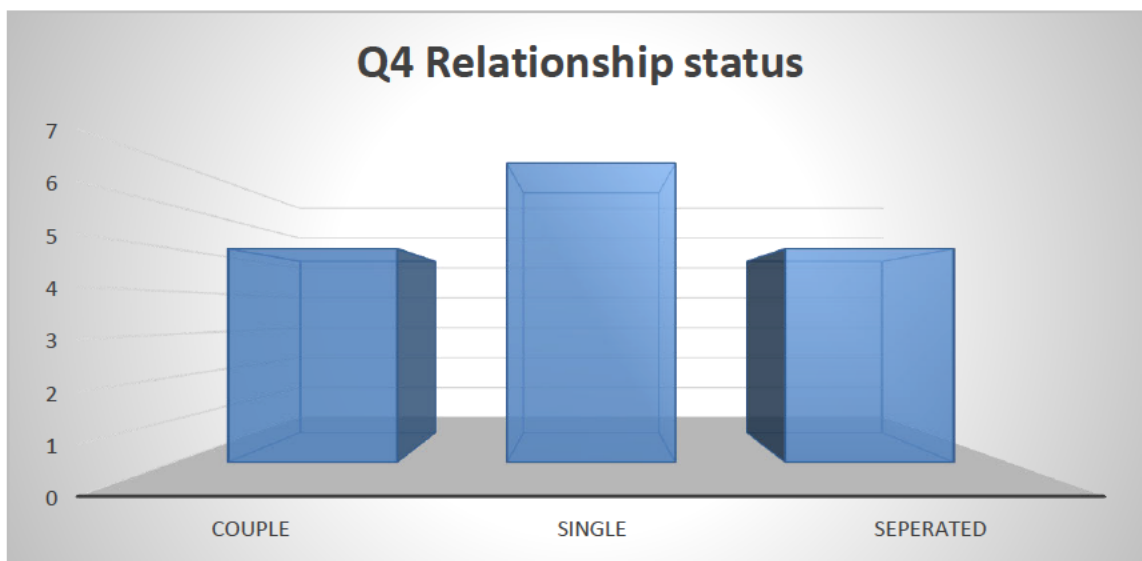


Fig 6. Distribution of child ethnicities for all open cases.

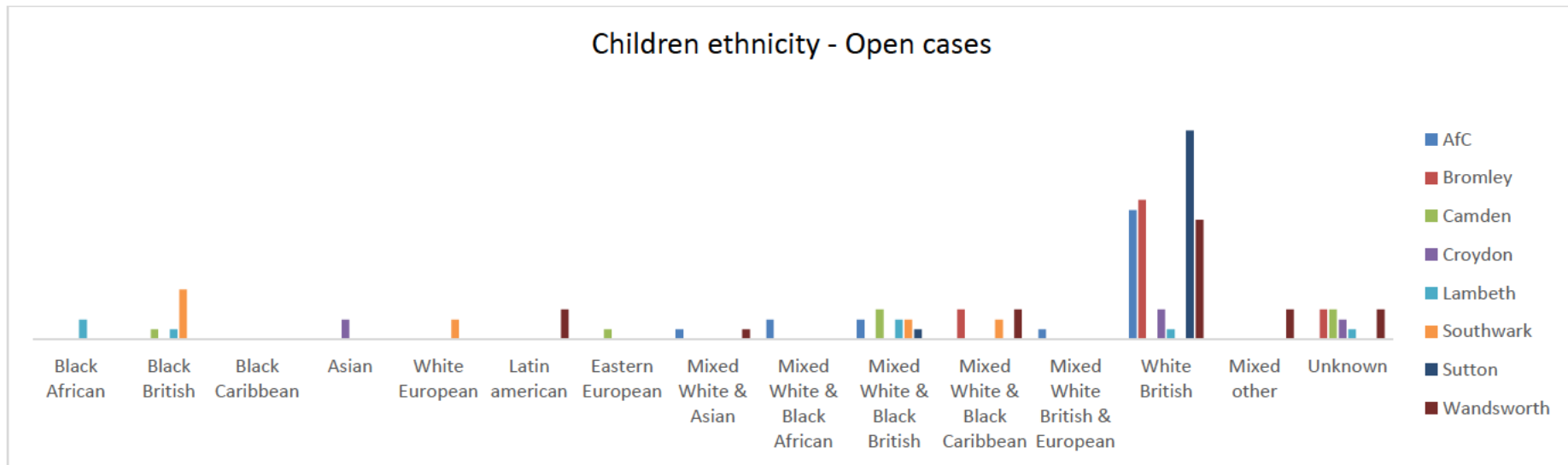
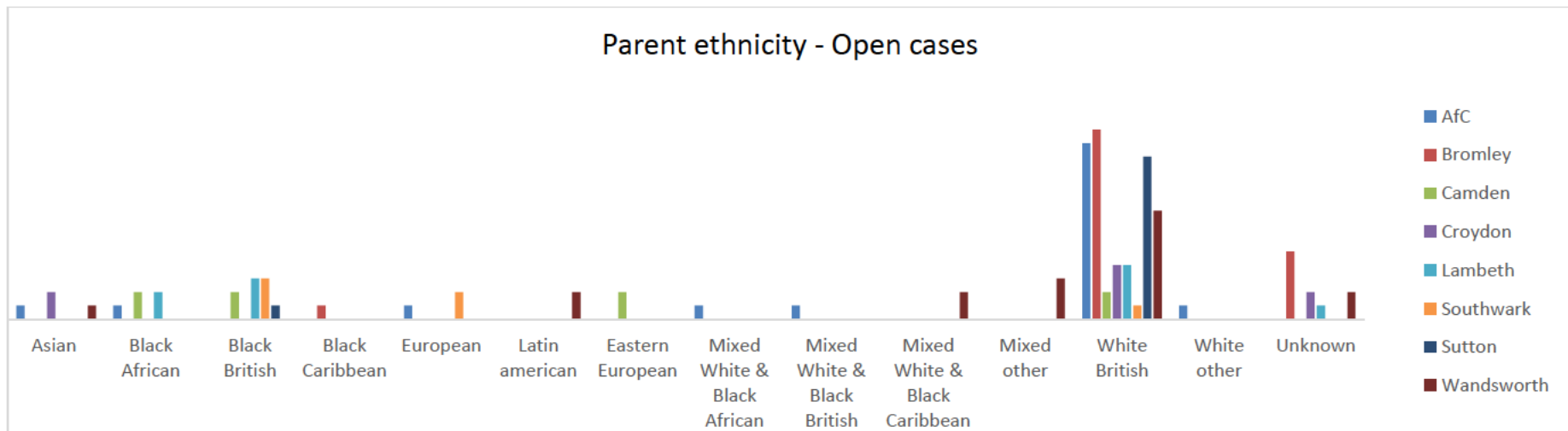


Fig 7. Distribution of parent ethnicities for all open cases.



Service user feedback

Unfortunately, not enough feedback forms were collected in the last quarter. Due to this, management has made the decision to collect service user feedback throughout the year and present on an annual basis at the end of each quarter to make the process more wholesome and significant.

Please see below a small amount of parent comments that were received in the last quarter.

Comments from parent's feedback

<p>What was most helpful about being in FDAC?</p> <p>Everything, I felt it helped resolve problems and felt understood. Learning more about myself and how to self-regulate in a safe way.</p>
<p>Were you in care proceedings before this case? If yes, how different was your experience of FDAC?</p> <p>N/A Yes, no explanation.</p>
<p>Is there something we could do better to help parents and children?</p> <p>N/A More parenting education courses and funding into education advice</p>
<p>Is there anything else you want to tell us about the service from FDAC?</p> <p>N/A Very helpful, felt understood and helped and guided in a caring way. Even though it's a tough emotional process, it's been done very respectfully. Thank you</p>
<p>Comments/suggestions</p>

4. Operational Issues

[REDACTED]

[REDACTED]

[REDACTED]

[REDACTED]

[REDACTED]

[REDACTED]

[REDACTED]

5. Incidents

No incidents in Q4.

6. Developments

Relocation - FDAC will be relocating from 77 St John Street Clapham Junction to The Munroe Centre, 33 Daleham gardens, NW3 5BU on 8th March 2024. The Munroe Centre is located a short walk from Swiss Cottage (Jubilee Line), Belsize Park (Northern Line) and Finchley Road (Metropolitan Line) underground stations. It is also accessible by London Overground with Finchley Road & Frognal Station and Hampstead Heath Station a 15 minute walk away.

South London Cases – For cases heard at Croydon Family Court, we are in discussions with [REDACTED]

West London Cases – We are working with [REDACTED]

Merger – The Tavistock and Portman have been asked to review their current model as a standalone Foundation Trust in order to set the organisation on a more sustainable footing for the future, and to strengthen our clinical and educational services. TTPT are aiming to select a preferred partner by the end of March 2024.

TTPT will then work up a timeline for the implementation of a merger, this is likely to take at one year. It is not thought that this will impact FDAC operationally.

7. Current staffing

We have recruited a part-time Deputy Clinical Lead who will assist during [REDACTED] maternity leave. [REDACTED] (Clinical Psychologist) will be joining the team from March 2024.

Completed by FDAC on: 15/01/24

Tentative Contracting Sign-Off on: