



Tavistock & Portman NHS Foundation Trust Pan-London Family Drug & Alcohol Court Team – Quarterly Progress Report

Quarter 4: October, November & December 2022

Compiled by

Date 06/01/23

██████████, Office Manager, FDAC

██████████, Operational Manager/Service Manager, FDAC

██████████, Operational Manager/Service Manager, FDAC

██████████, Clinical & Strategic Lead, FDAC

Contents

Contents.....	2
1. Introduction	3
2. Referrals.....	3
Current caseload.....	5
3. Intake & Outcomes – Q4.....	5
Intake	5
Waiting times	5
Q3 outcomes.....	6
4. Demographics	6
5. Service user feedback	10
6. Operational Issues.....	10
7. Incidents.....	10
8. Developments	10
9. Current staffing	10

1. Introduction

This report will be looking at the performance and progress of the FDAC service for the fourth quarter of this year's contract – 1st October to the 31st December 2022. The fourth quarter referral figures include all cases listed (or with pre-proceedings meeting) between 01.10.22 to 31.12.22.

* *Please note that this report has been redacted, in accordance with the Freedom of Information Act 2000, to preserve confidential data. Staff details, case details, and low numbers (equal to or less than 5) have been masked as the symbol '≤ 5'. It is the NHS Digital standard not to provide data where the numbers are equal to or less than 5 as this may lead to identification of individuals. In some of the graphical illustrations, all numbers have been removed to avoid deduction of low numbers from the other detail. For further information about the redactions, please see the covering email message to the FOI applicant, which is filed with this redacted version.*

2. Referrals

2022	Yearly Purchased	Cases Rolled over from 2021	Total Allocation
AfC	≥5	≥5 (Kingston ≥5 & Richmond ≥5)	13
Bromley	10	≥5	11
Camden	≥5	0	≥5
Croydon	≥5	0	≥5
Lambeth	8	≥≥5	12
Sutton	8	≥5	9
Wandsworth	10	≥5	12
Southwark	≥5	0	≥5
Totals	57	11	68

2022	Referred Q1	Referred Q2	Referred Q3	Referred Q4	Remaining Cases
AfC	≥5	0	≥5	10	0*
Bromley	0	≥5	≥5	≥5	≥5
Camden	≥5	≥5	≥5	≥5	≥5**
Croydon	0	0	≥5	≥5	≥5**
Lambeth	0	≥5	≥5	≥5	8+
Sutton	≥5	0	≥5	≥5	≥5
Wandsworth	0	≥5	≥5	≥5	6++
Southwark	0	0	≥5	≥5	0+
Totals	4	7	15	27	17*
*	[Redacted]		[Redacted]		
**	[Redacted]		[Redacted]		
++	[Redacted]		[Redacted]		
+	[Redacted]		[Redacted]		

Table 3. Q4 referrals by type

Q4 2022	Pre-proceedings	Pre-birth	Proceedings	Total
AfC	≥5	0	≥5	10
Bromley	≥5	0	≥5	≥5
Camden	≥5	0	≥5	≥5
Croydon	0	0	≥5	≥5
Lambeth	≥5	0	0	≥5
Sutton	≥5	0	≥5	≥5
Wandsworth	≥5	0	0	≥5
Southwark	≥5	0	0	≥5
Total	14	0	13	27

Current caseload

Table 4. All open cases by borough at end of Q4.

Q4 2022	Number of open cases	Number of parents	Number of Children
AfC	16	30	31
Bromley	11	15	18
Camden	≥5	12	14
Croydon	≥5	8	8
Lambeth	≥5	≥5	6
Sutton	10	16	17
Wandsworth	8	14	15
Southwark	6	10	16
Total	66	110	125

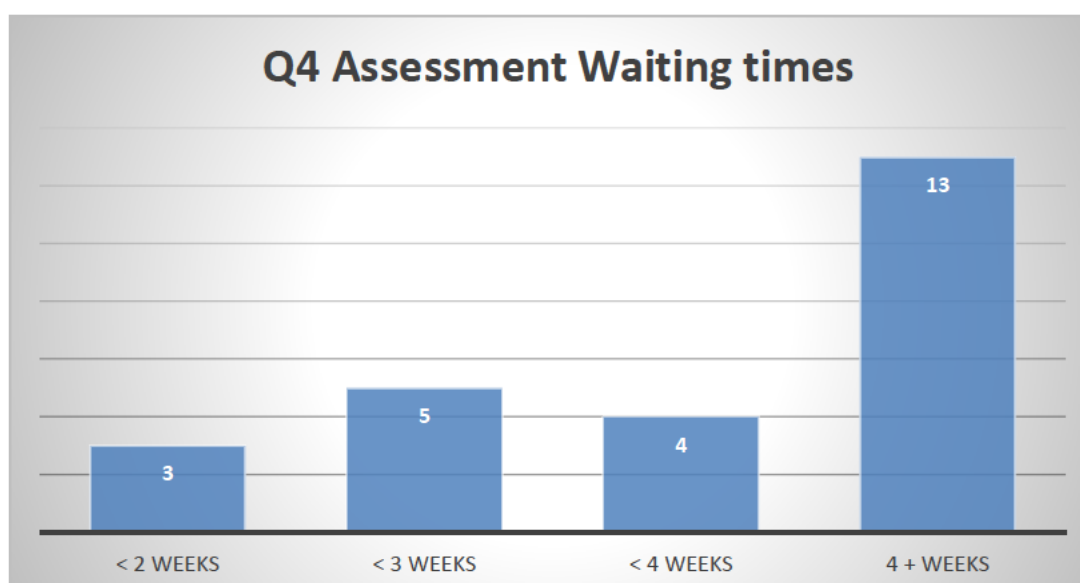
3. Intake & Outcomes – Q4

Intake

- Number of new cases opened = 27
- Number of new families assessed = 19
 - These assessments include cases from previous quarter referrals.

Waiting times

Figure 1 shows the referral wait times in Q4 from start date to assessment date (start date = PLO meeting date/1st hearing date).

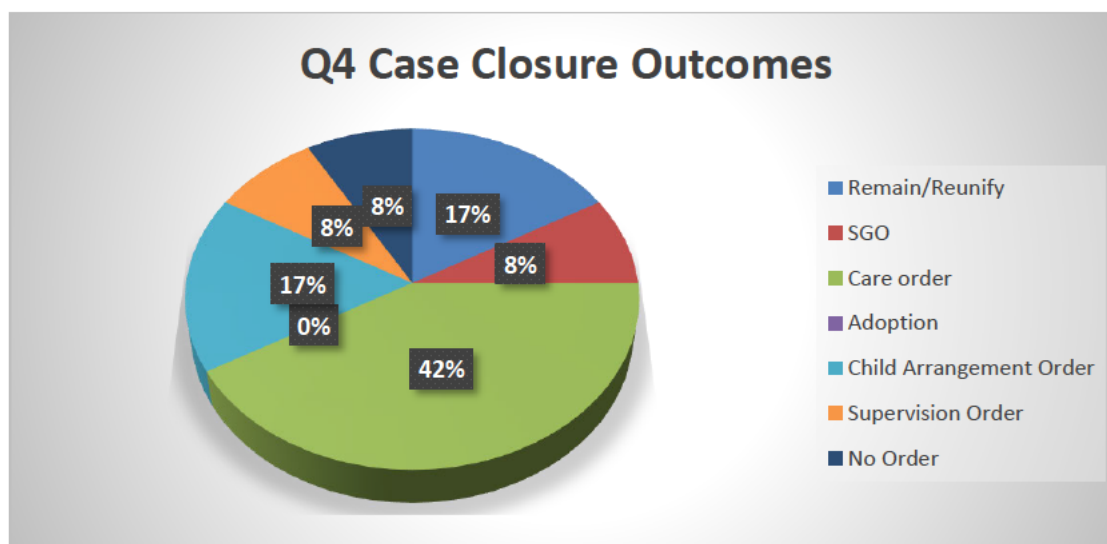


- Mean average wait time of 3.8 weeks.

Q4 outcomes

- Number of cases discontinued prior to assessment = ≥ 5
- Number of cases discontinued after assessment = ≥ 5
- Number of cases closed = 12
 - Remain/reunify: ≥ 5
 - SGO: ≥ 5
 - Adoption: 0
 - Care order: ≥ 5
 - CAO: ≥ 5
 - SO: ≥ 5
 - No Order: ≥ 5

Figure 2: Outcomes for cases closed in Q4



4. Demographics

Fig 3. Distribution of ages of children referred in Q4

There is trend toward younger children being referred this quarter

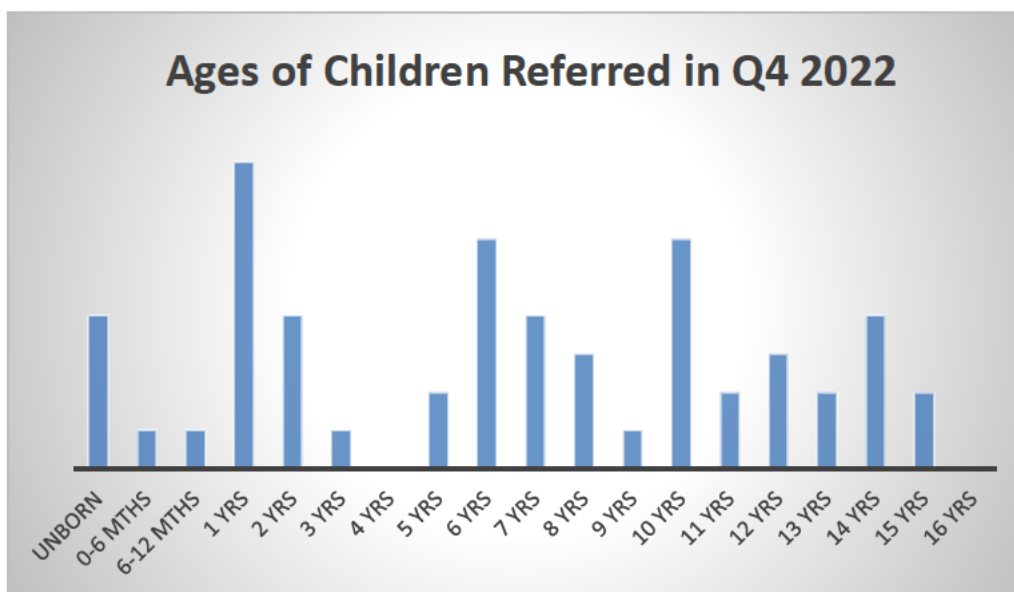
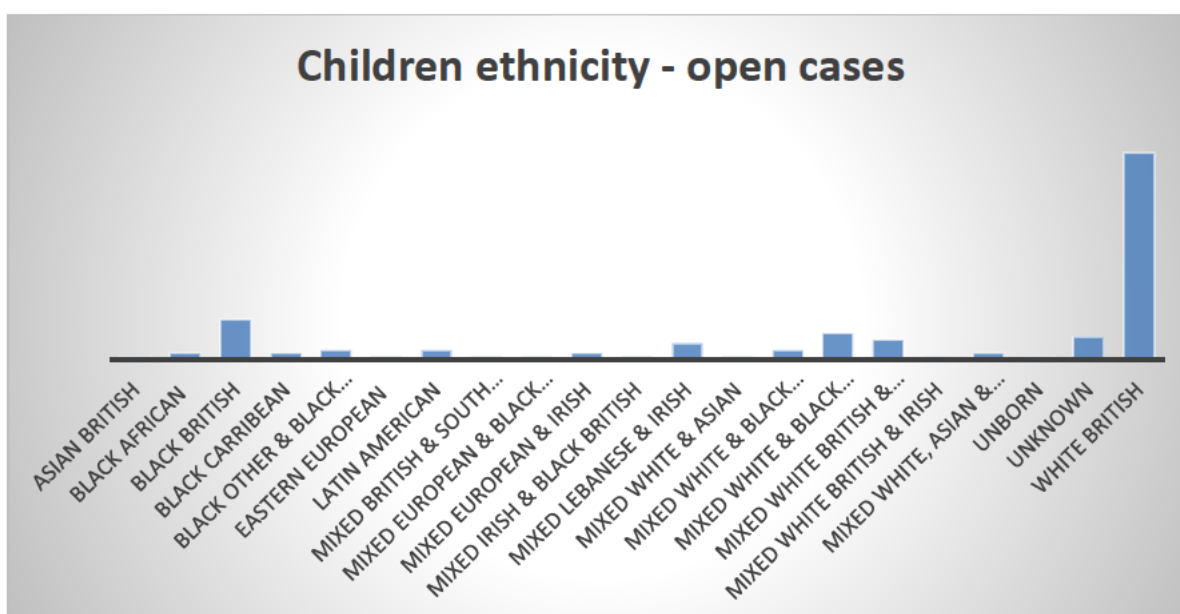


Fig 4. Distribution of ethnicity of children – All open cases at end of Q4

A significantly higher proportion of White British children.



Cases for end of Q4

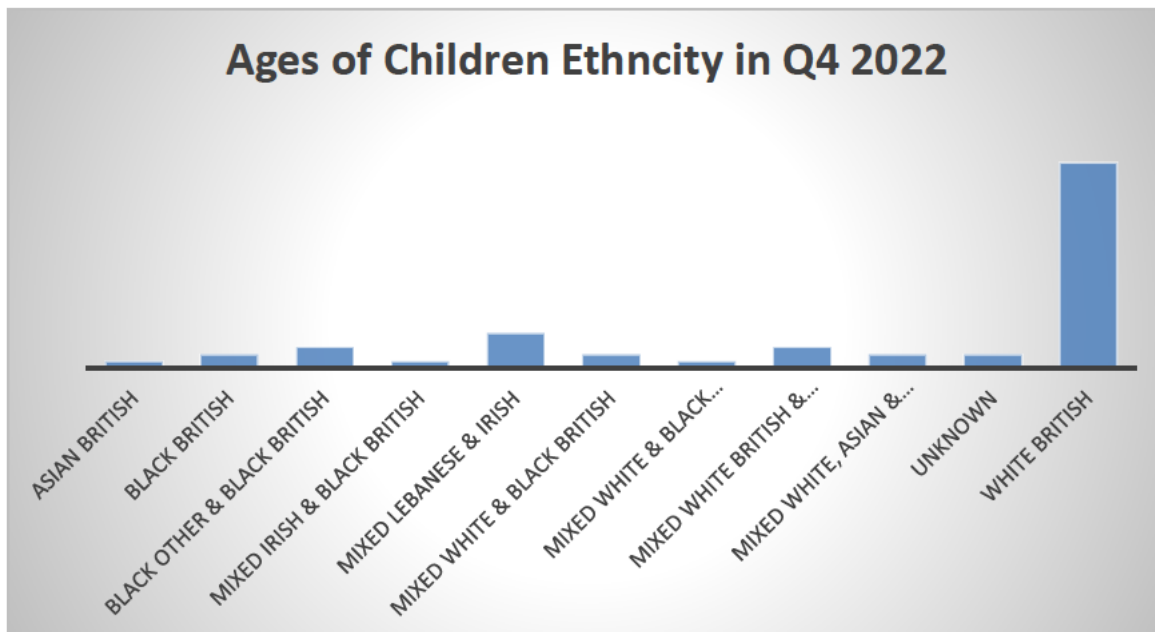
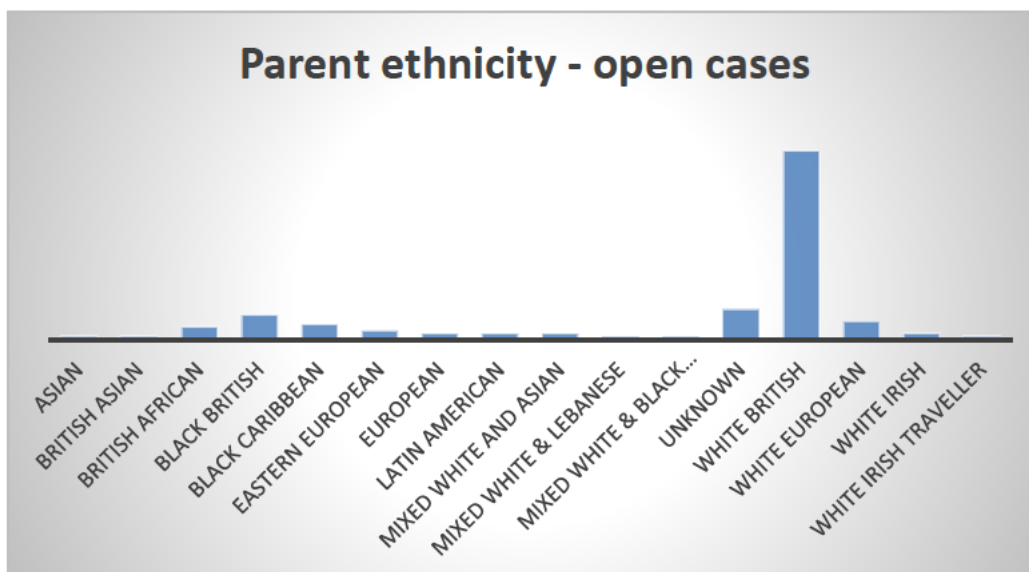


Fig 5. Distribution of ethnicity of parents – All open cases at end of Q4

A significantly higher proportion of White British parents.



Cases for the end of Q4

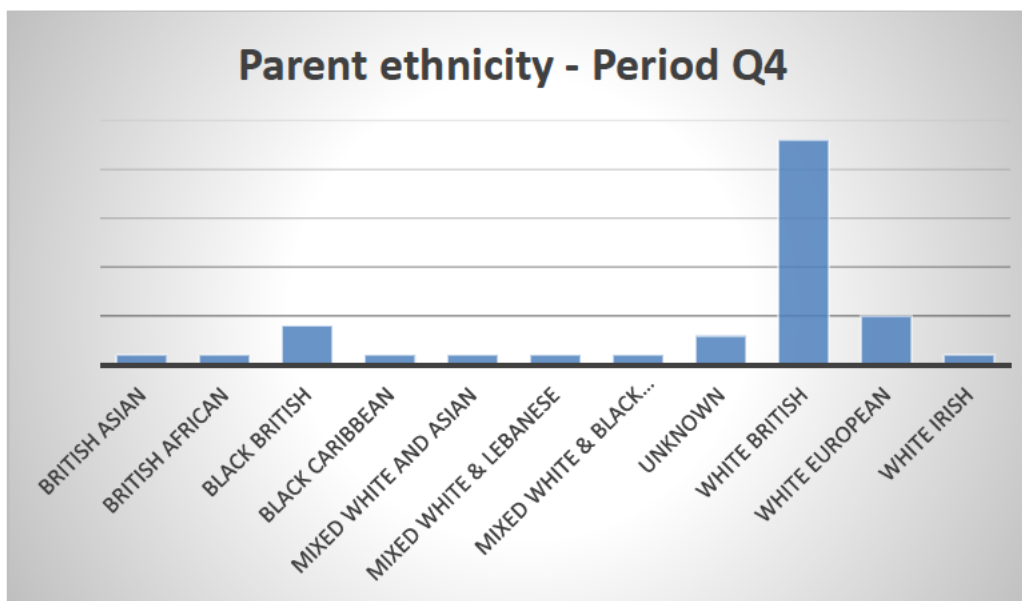
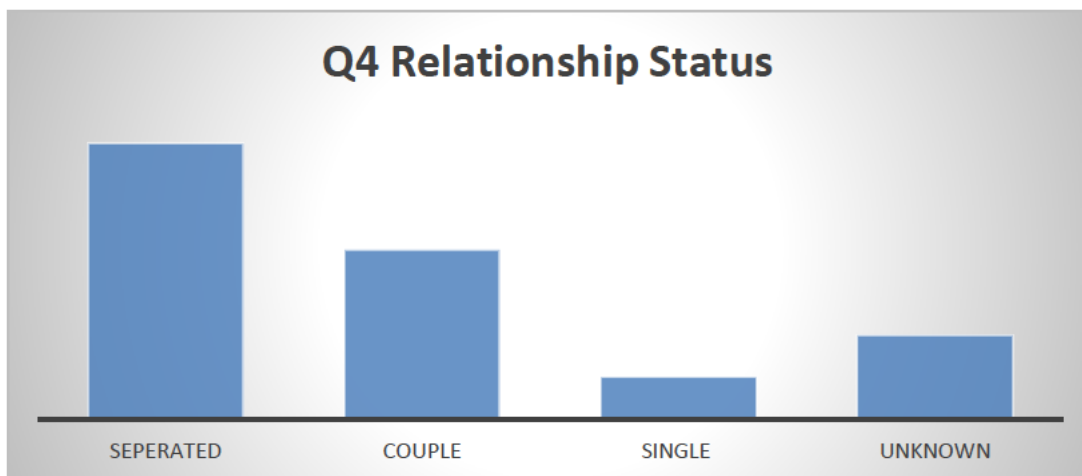


Fig 6. Distribution of relationship status of parents at the point of referral

An elevated number of separated parents this quarter with 4 relationship statuses not recorded on parent referrals.



5. Service user feedback

Parent User feedback was not obtained for Qtr 4

6. Operational Issues

[Redacted]

7. Incidents

No incidents to report in quarter 4.

8. Developments

[Redacted]

9. Current staffing

We have a new social worker join the team, we are currently fully staffed.

Completed by FDAC on: 11/01/2023

Authorised by Tavistock Contracts: Not Authorised by contracts.