



Tavistock & Portman NHS Foundation Trust Pan-London Family Drug & Alcohol Court Team – Quarterly Progress Report

Quarter 4: October, November, December 2021

Compiled by

Date 04/01/22

██████████, Office Manager, FDAC
██████████, Deputy Clinical Lead, FDAC
██████████, Associate Clinical Director, T&P

Contents

Contents.....	2
1. Introduction	3
2. Referrals.....	3
Current caseload.....	4
3. Intake & Outcomes – Q4.....	4
Intake	4
Waiting times.....	5
Q4 outcomes.....	5
4. Demographics	7
5. Service user feedback	9
6. Operational Issues.....	9
7. Incidents.....	9
8. Developments	9
9. Current staffing	9

1. Introduction

This report will be looking at the performance and progress of the FDAC service for the fourth quarter of this year's contract – 1st October to 31st December 2021. The fourth quarter referral figures include all cases listed (or with pre-proceedings meeting) between 01.10.21 to 31.12.21.

- * Please note that this report has been redacted, in accordance with the Freedom of Information Act 2000, to preserve confidential data. Staff details, case details, and low numbers (equal to or less than 5) have been masked as the symbol '≥ 5'. It is the NHS Digital standard not to provide data where the numbers are equal to or less than 5 as this may lead to identification of individuals. In some of the graphical illustrations, all numbers have been removed to avoid deduction of low numbers from the other detail. For further information about the redactions, please see the covering email message to the FOI applicant, which is filed with this redacted version.

Referrals

* Table 1. Number of referrals by borough per quarter

2021	Total referred in Q1	Total referred in Q2	Total referred in Q3	Total referred in Q4	Allocation for the year	Allocation remaining (To date 04.01.22)
AfC	≥5	0	≥5	≥5	≥5	≥5
Bromley	≥5	≥5	0	≥5	10	≥5
Camden	≥5	≥5	≥5	≥5	≥5	0
*Croydon	0	≥5	0	≥5	≥5	0
Lambeth	≥5	≥5	0	0	8	≥5
Sutton	≥5	0	≥5	≥5	8	≥5
*Wandsworth	≥5	≥5	≥5	≥5	8 (now 7)	≥5
*Southwark	≥5	≥5	≥5	≥5	≥5 (now ≥5)	≥5
Totals	16	11	7	13	54	11

* Please note that cases carried over from 2020 are included in the above table for Wandsworth (2), Croydon (1) and Southwark (1)

* Southwark spot purchased one case from Wandsworth (Southwark allocation now 5, Wandsworth allocation now 7)

Table 2. Q4 referrals by type

Q4 2021	Pre-proceedings	Pre-birth	Proceedings	Total
AfC	≥5	0	0	≥5
Bromley	≥5	0	≥5	≥5

Camden	0	0	≥5	≥5
Croydon	0	0	≥5	≥5
Lambeth	0	0	0	0
Sutton	≥5	0	≥5	≥5
Wandsworth	≥5	0	0	≥5
Southwark	≥5	0	0	≥5
Total	8	0	5	13

Current caseload

Table 3. All open cases by borough at end of Q4.

2021	Number of open cases	Number of parents	Number of Children
AfC	≥5	6	9
Bromley	9	15	15
Camden	≥5	7	7
Croydon	≥5	6	7
Lambeth	≥5	7	6
Sutton	6	9	11
Wandsworth	≥5	11	12
Southwark	6	13	15
Total	45	74	82

Total cases in proceedings at end Q4 - n= 36

- West London court - ≥5
- Central family court - 20
- Croydon court - 15
 - *Please note that 3 of these cases are no longer active within FDAC proceedings*

Total cases in pre-proceedings at end Q4 - n= 9

- West - ≥5
- Central - ≥5
- South - ≥5

2. Intake & Outcomes – Q4

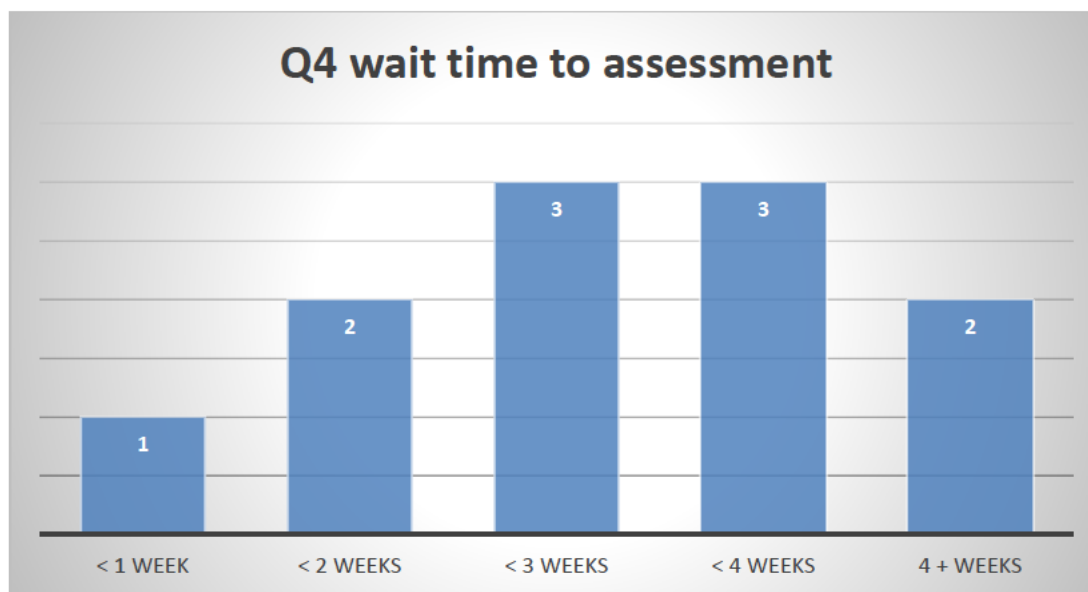
Intake

- Number of new cases opened = 13
- Number of new families assessed = 11

- These assessments include cases from previous quarter referrals.
- Not counted in this figure were another [redacted] who joined later on.

Waiting times

Figure 1 shows the referral wait times in Q4 from start date to assessment date (start date = PLO meeting date/1st hearing date).



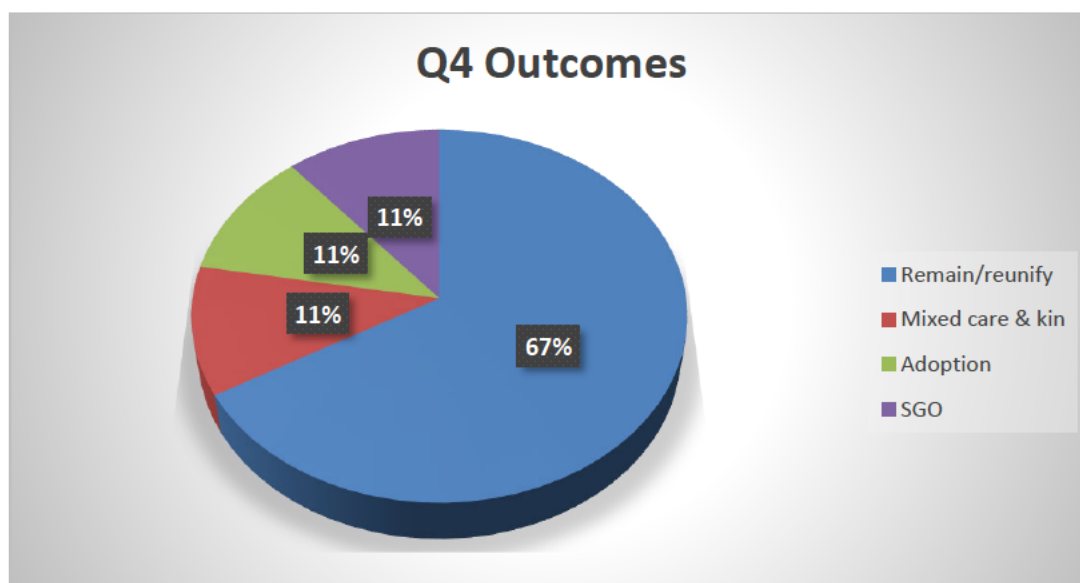
- Mean average wait time of 2.9 weeks.
- ≥5 cases not counted as awaiting PLO dates.

Q4 outcomes

- Number of cases discontinued prior to assessment =
- Number of cases discontinued after assessment =
- Number of cases closed = 10 (including ≥5 pre-proceedings cases)
 - Remain/reunify: 6
 - SGO to kin: ≥5
 - Adoption: ≥5
 - Mixed care & kin: ≥5
 - Unknown: ≥5

Regarding the ≥5 unknown: [redacted] which the LA decided to step down [redacted].

Figure 2: Outcomes for cases closed in Q4



- Percentage of proceedings cases (n=8) that ended in 26 weeks or under = 0%
- Average duration of FDAC proceedings is 41.5 weeks, range 34-53 weeks.

- [Redacted]

• [Redacted]

Pre-Proceedings

- ≥5 pre-proceedings cases closed this quarter with an average length of 27.5 weeks.

3. Demographics

Fig 3. Distribution of ages of children referred in Q4

There is a variation between ages throughout for Q4.

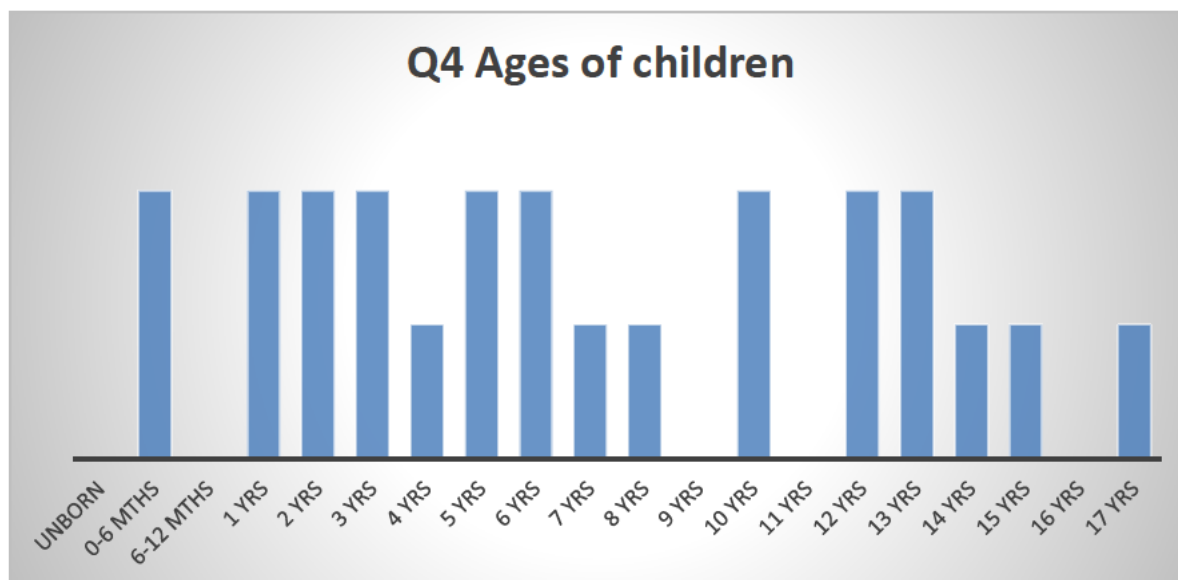


Fig 4. Distribution of ethnicity of children – All open cases at end of Q4

A significantly higher proportion of White British children.

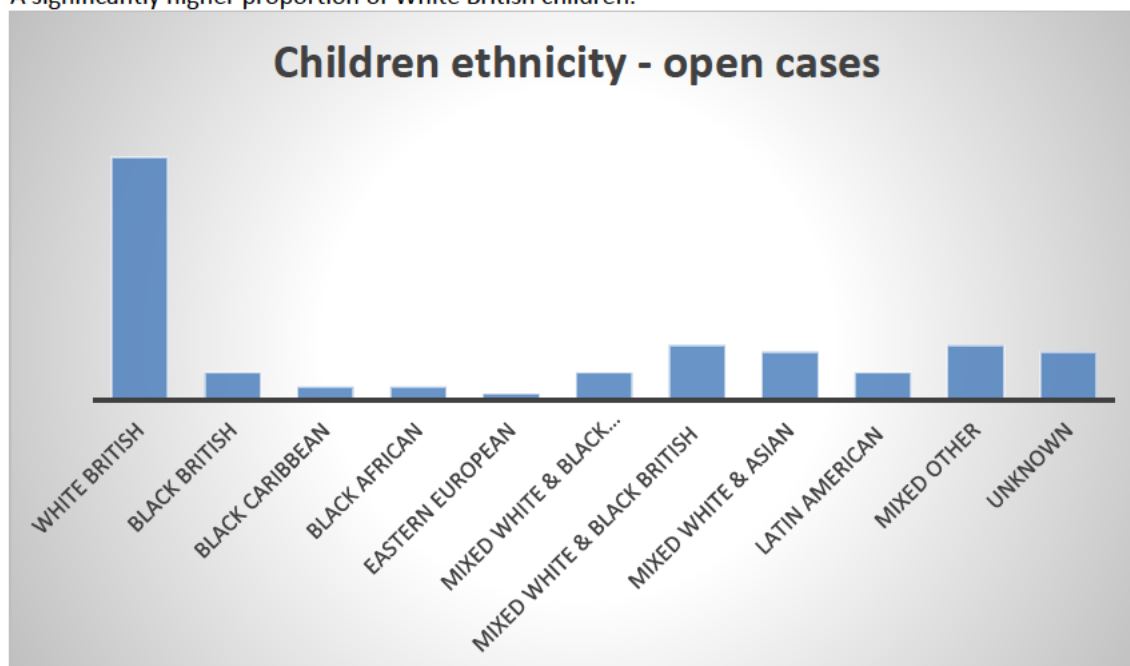


Fig 5. Distribution of ethnicity of parents – All open cases at end of Q4

A significantly higher proportion of White British parents.

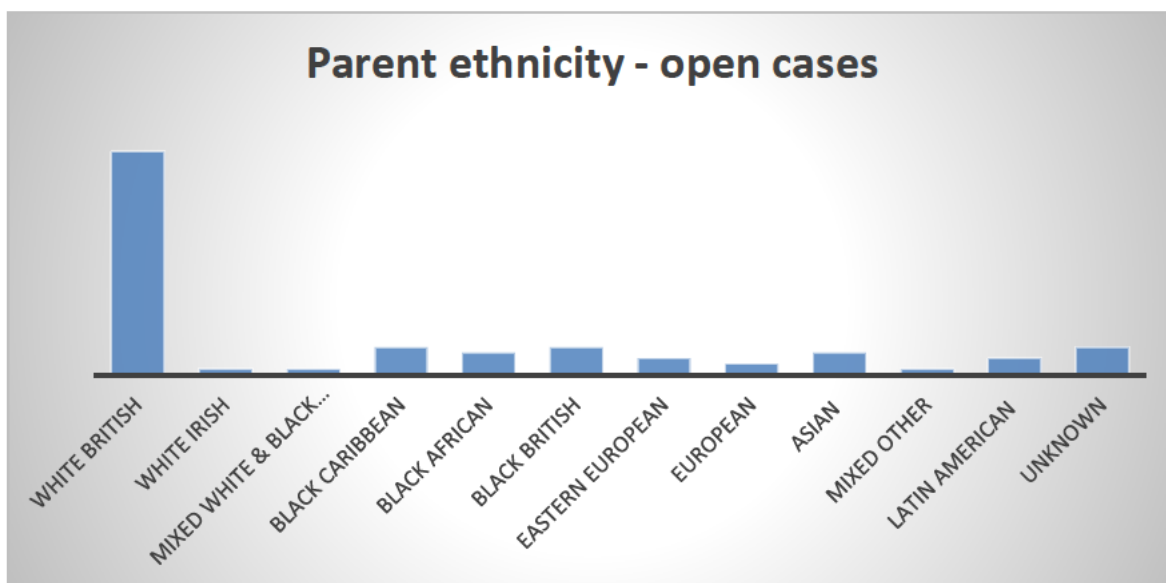
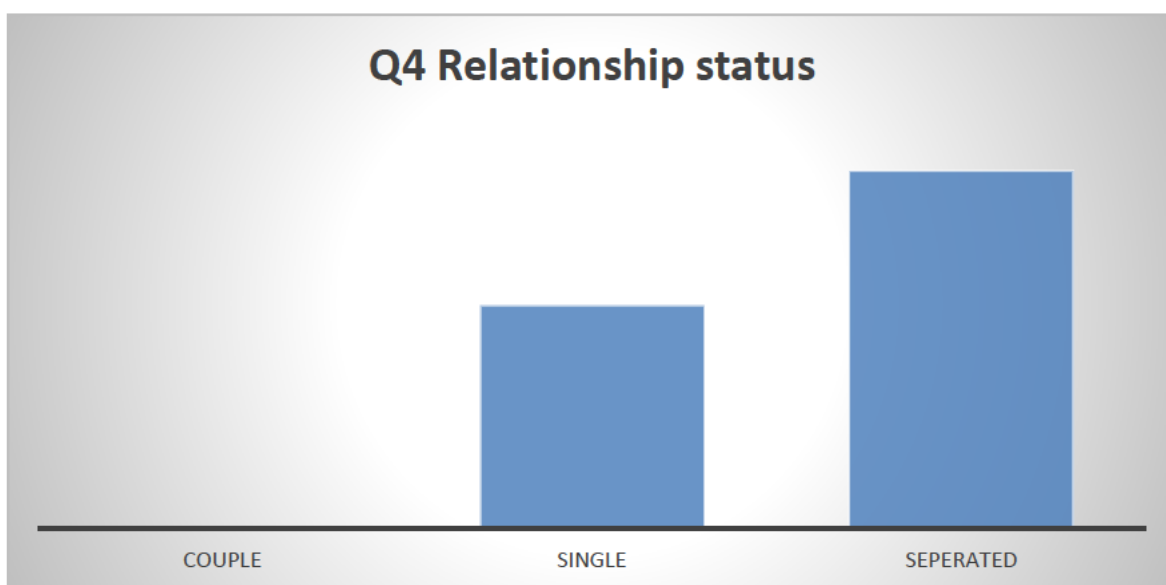


Fig 6. Distribution of relationship status of parents at the point of referral

A high number of separated parents this quarter with no couples.



4. Service user feedback

Unfortunately, no service user feedback forms were collected for Quarter 4. The team will endeavour to collect a significant amount for quarter 1 2022.

5. Operational Issues

There will be 11 cases carried over, and these will need to be assessed alongside the cases for 2022. This has a significant impact on capacity, and due to staffing difficulties we're having to slow how many assessments we are conducting each week. This will be re-assessed once we are staffed at full capacity (see section 9 below).

FDAC have offered refresher introductions with all Local Authorities and these have been taken up by all boroughs apart from Camden, who had to reschedule for understandable reasons. FDAC are able to provide this at a convenient time. FDAC are continuing to go round the local treatment services, and these refresher visits are ongoing.

Decision making intervention planning meetings continue to be offered face-to-face, as this is more appropriate given the emotive nature of these discussions. Hybrid sessions are being offered where necessary in order to ensure all the relevant professionals can attend.

6. Incidents

There have not been any incidents reported this quarter.

7. Developments

Our two parent mentors are now up and running and working with a number of cases within FDAC. Please do hold in mind whether a parent mentor may be helpful at the early stages of engagement in explaining the FDAC process to any of your families, and let us know if so. We have also started offering a Video Interactive Guidance intervention to parents who could benefit from this as part of a reunification process, strengthening our offer to parents.

8. Current staffing

There have been a number of new members of staff who have started, and a number who are shortly due to take up their posts. A senior practitioner, [REDACTED], started in post at the beginning of November 2021. We have an honorary VIG practitioner, [REDACTED] who has started at the beginning of this year. A trainee clinical psychologist, [REDACTED], started a yearlong placement in October 2021, supervised by [REDACTED]. A substance misuse worker, [REDACTED], who was previously working as a temporary member of staff was successful in applying for a part time maternity cover post within the team.

[REDACTED] has been continuing to provide consultancy support before the new Clinical and Strategic Lead, [REDACTED], takes up her post on 26th January 2022. We have recruited to the

maternity cover post for Operational Manager (held by [REDACTED]), and are awaiting confirmation of a start date, hopefully in February 2022. We also have a new social worker joining, Isabel Green, who will take up their post on 21st February 2022.

Our administrative support [REDACTED] will be leaving the team at the end of January. The job post has gone out to advertisement.

Completed by FDAC on: 06.01.22

Authorised by Tavistock Contracts: 07/01/2022